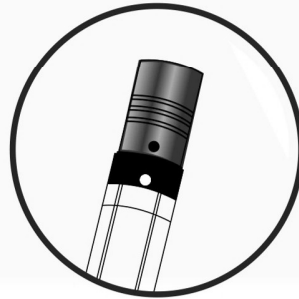




LOCK-IT PISTON™
TECHNOLOGY

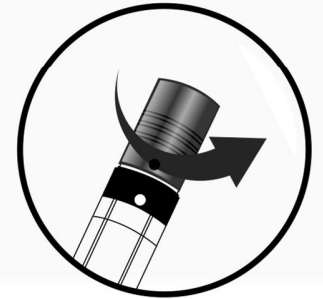
How to fill the MP1




1. Locked Position




2. Pull Knob firmly
to unlock



3. Turn Knob counterclockwise
to bring down piston



4. Turn knob
clockwise to fill



5. Align 2 dots then
push down to lock