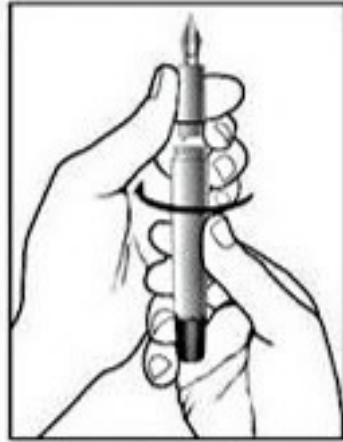
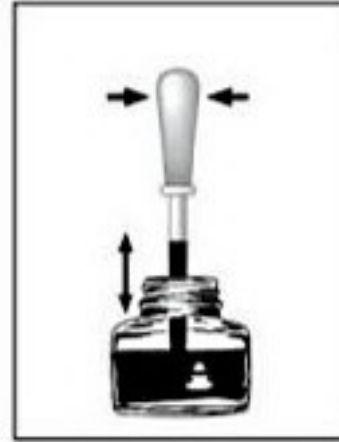


1- Place the pen vertically, remove the cap by turning it counterclockwise.



2- Hold the grip section and turn the barrel clockwise to remove the grip section.



3- Use the eye dropper to draw the ink.



4- Drop the ink into the barrel.



5- Twist the grip onto the barrel section until tight.



6- Release the bottom tail slightly



7-Until the ink flow to the nib, then you are fueled to write.


#### Notes :

1- When the pen is not in use, turn the cap/bottom tail tightly.

2- Release the ink before taking a flight to avoid ink leakage.

3- To clean the pen, rinse the nib/grip/barrel section with lukewarm water.

# OPUS 88



Koloro

Demo

Picnic

Fantasia

Omar

Bela

Flow

Flora

Jazz

Mini